

Technical data

Electrical properties

Operating voltage:	10 ... 30 V (DC)
Current consumption:	≤ 50 mA

Mechanical properties

Colour:	RAL 1021 Microstructure
Weight:	1,9 kg
Ingress protection:	IP67



Ambient conditions

Operating temperature range:	-25 ... +85 °C
Storage temperature range:	-25 ... +85 °C

Interface(s)

CAN:	ISO 11898 - 24 V / 125 kBit/s
------	-------------------------------

Measuring parameter

Measuring range:	± 15 °	
Internal resolution:	0,01 %	
Zero point accuracy:	± 0,1 %	

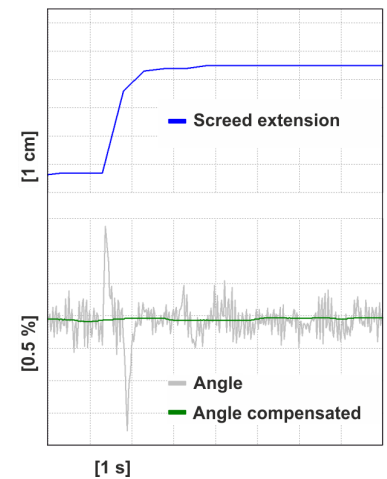


Features:

- » Compensation of lateral acceleration
- » Increased inclination stability
- » Faster response

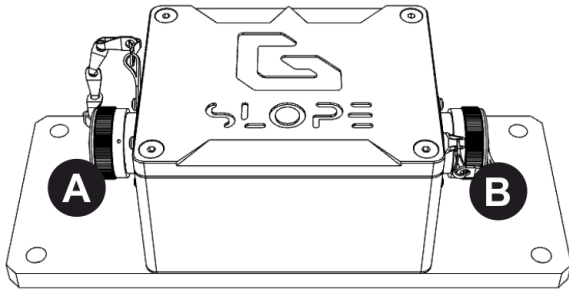
Advantages for asphalt paving

- Eliminates interference from:
- Extending and retracting the screed
 - Steering movements
 - Impacts during truck docking

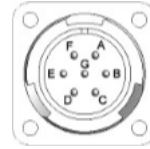


Field for notes:

Pin connection (A, B)

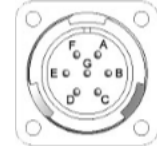


Socket (A)



7-pin plug (Bayonet connection)	
A	+ Operating voltage
B	CAN+
C	- Operating voltage
D	CAN-
E	Addr. 1 in
F	Addr. 2 in
G	Shield

Socket (B)



7-pin plug (Bayonet connection)	
A	+ Operating voltage
B	CAN+
C	- Operating voltage
D	CAN-
E	- Operating voltage ⁽¹⁾
F	n.c.
G	Shield

Remark

(1) Maximum current 10 mA

Description of the CAN messages

Start-up message:

During the first 2 seconds after switching on the system, a 7 byte status message is cyclically transmitted by the sensor under MUX = 255 (see below).

Data message if slope is within permissible measuring range

ID	Byte 1	Byte 2	Byte 3	Byte 4	Byte 5
Sensor-ID	MUX	Measured value	Sensor fusion	Measured value	Slope only
096 h	2	Signed integer		MSB-First	

MUX = 2 ---> unit = %

1 digit = 0,01 %

Data message if slope is out of permissible measuring range

MUX = 5 ---> measured value is out of its permissible range

ID	Byte 1
Sensor-ID	MUX
096 h	5

Address mapping Socket A | Pin E, F)

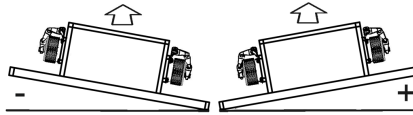
ADDR1	ADDR2	Log. addr.	CAN-ID
O	O	0	096 h
L	O	1	097 h
O	L	2	098 h
L	L	3	099 h
O	H	4	09A h
L	H	5	09B h
H	O	6	09C h
H	L	7	09D h
H	H	8	09E h

O = Open

L = - Supply voltage

H = + Supply voltage

Plus/minus sign



Dimension

